




### RESTAURANT AM PARK

The restaurant is an integral part of the "AM Park" senior citizens' residence, which has opened its doors to people over 60 years of age or with reduced mobility. In addition to 48 private flats, this splendid complex offers a supermarket and a restaurant.

As the flats are classified and equipped according to the Luxembourg standards for accommodation for the elderly and PRM, the restaurant is also subject to these regulations, which ensures excellent accessibility to the site, wide entrance doors and easy access to the sanitary facilities. Spacious and bright, it invites you to spend a pleasant moment.

1,an der Ruetsbesch  
L-6552 Berdorf

WWW [www.amparkrestaurant.lu](http://www.amparkrestaurant.lu)  
Email [contact@amparkrestaurant.lu](mailto:contact@amparkrestaurant.lu)  
Phone 26 78 47 77

Spoken languages:   

#### Basic data

Name	Value
Date certification	15.07.2022
Staff was trained	no
Info in digital form	no
Info using large letters	no
Info available in braille	no
Target group: limited mobility	no
Target group: wheelchair	no
Target group: visually impaired	no
Target group: visually disabled	no
Target group: hearing impaired	no
Target group: hearing disabled	no
Target group: learning difficulty	no
Emergency plan	yes
Reduction	no

#### Details

##### Path

Name	Value
Intern	no
Floor covering	Concrete
Length (m)	35
Width (cm)	150
Bypath	no
For pedestrians	yes
Separation tactile	yes
Separation coloured	no
Floor reflecting	no
Floor illuminated	no
Floor lightning dazzles	no
Support handrail	no
Guidelines	yes
Seating-accommodation	no
Traffic light	no
Traffic light audible	no
Traffic light vibrating	no

## Parking

Name	Value
Text english	The car park is located alongside the building on the grounds of the residence. We counted 24 spaces, 4 of which are reserved for PRM. The car park for PRMs closest to the restaurant entrance is 35 metres away. The ground is flat and the concrete surface makes it easy to access the restaurant.
Public	yes
Customer parking	yes
Covered	no
Illuminated	no
Number (all)	24
Number (parking disabled)	4
Length (cm)	400
Width (cm)	350
Distance entry (m)	35
Way underground	no
Way covered	no
Way illuminated	yes
Way direction of light	down
Ticket system	no
Staff support	no
Bell	no
Intercom	no

## Entrance

Name	Value
Text english	The restaurant is easily accessible, with smooth, flat surfaces and generous, barrier-free manoeuvring space. The entrance door to the restaurant is over one metre wide.
Main entrance	yes

### Details

#### Door

Name	Value
Type of door	single leaf door
Width (cm)	103
Door opens to inside	no
Door opens to outside	no
Doors distance	300
Day and night	no
Handle height (cm)	117
Handle opens door	no
Handle horizontal	no
Handle vertical	yes
Handle turning	no
Door opens automatically	no
Door closes automatically	no
Spring mechanism	no
Switch to open	no
Opens in hallway	no
Threshold (> 3cm)	no
Steps	no
Glas door	no
Glas with contrast stripes	no

## Dining area

Name	Value
------	-------

Text english

The spacious and bright restaurant, with a rather modern style, is easy to access and has enough room to move between the tables. The knowledgeable and attentive staff are always ready to help guests with any problems they may encounter. The sanitary facilities for the Restaurant guests are located in the corridor of the residence, separated by a door from the Restaurant. In addition to the dining room, which can accommodate about 60 customers, the restaurant has a beautiful terrace at its entrance, which can accommodate up to 40 customers. The furniture is identical in both places.

Type of dining room	Restaurant
Length (m)	8
Width (m)	15
Number of places	60
Space between tables (cm)	150
Furniture freely placeable	yes
Space under tables (cm)	70
Free way to counter	yes
Way width (cm)	150
Menu card in Braille	no
Table service	yes

Toilette

Name	Value
Text english	The toilets are located in the hallway of the residence, separated by a door from the restaurant. The brand new facility meets all the quality criteria imposed by the state for disabled people
Intern	no
Type of toilette	toilet for persons reduced mobility
Floor number	0
Length (m)	200
Width (m)	281
Accessible	yes
Wheelchair	yes
WC space right (cm)	83
WC space left (cm)	87
WC height (cm)	47
Handles right	yes
Handles left	yes
Handles removable	yes
Handles height (cm)	78
Sink space right (cm)	70
Sink space left (cm)	117
Sink space before (cm)	155
Sink height (cm)	74
Mirror lowest point (cm)	80
Mirror turnable	no
Automatic light switch	yes
Changing table	yes
Changing table height (cm)	100
Separated man/woman	no
Free way to counter	yes
Way width (cm)	105



LE GOUVERNEMENT  
DU GRAND-DUCHÉ DE LUXEMBOURG  
Ministère de l'Économie

Direction générale du tourisme